

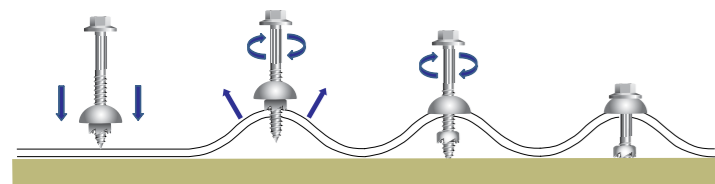
SUNTUF FIXINGS

SUPADRIVE MULTI

SupaDrive Multi is a galvanised multi-purpose fixing, designed for timber & steel supported roofing projects. It simultaneously cuts the correct size hole for Suntuf Polycarbonate sheets providing you with a quick & easy way to install your Suntuf roof.

HOW TO USE SUPADRIVE MULTI

1. Without drilling, use the point of the screw to compress the ridge of the sheet flat against the purlin.
2. Use maximum RPM without any weight on the drill. The screw will pierce the sheet and the ridge will pop it back into original position.
3. Continue to apply maximum RPM with light weight on the drill, allowing the saw to cut through efficiently.
4. Fasten the ridge of the sheet to a point where the rubber washer creates a tight seal.



Note: For best performance use a variable speed drill. Before applying, ensure the cutting saw is seated firmly underneath the rubber washer.



OTHER FIXINGS

- Galvanised Roof & Wall Fixings
- Stainless Steel Roof & Wall Fixings
- Galvanised Roofing Fixings with Storm Washers for high wind zone areas



SUNTUF ACCESSORIES

FLASHINGS

Designed to enhance the appearance of installation and suitable for any pitched roof. The Ridge Flashing (2060mm) is used to join roofing sheets on a double pitch roof, whilst the Apron Flashing (2060mm) allows you to join roofing sheets to the wall of an existing structure.



NOISE REDUCTION TAPE

Helps reduce the creaking of your roofing. Apply the tape to the top of the purlins before the roofing is installed.



FOAM EAVE FILLERS

Used to seal the roofing sheets with the purlin, providing protection from weather, birds and dust.



SUNTUF

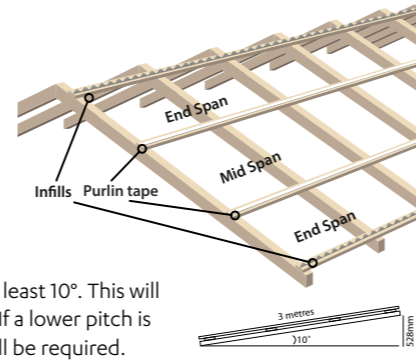
HOW TO INSTALL SUNTUF POLYCARBONATE ROOFING

STEP 1

Purlins & Accessories

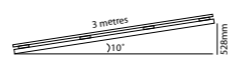
Maximum Purlin Spacings

Profile	End Span	Mid Span
Corrugated	800mm	1000mm
Greca	900mm	1200mm



Roof Pitch

Ensure that your roof pitch is at least 10°. This will ensure adequate water run off. If a lower pitch is desired, extra waterproofing will be required.




STEP 2

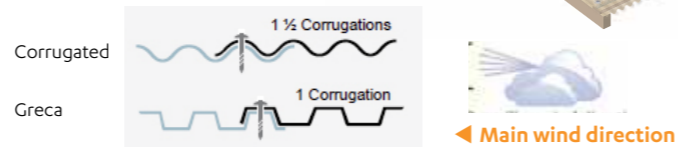
Fixings

Fixing at Crests

Profile	End Row	Mid Row
Corrugated	Every 2nd	Every 3rd
Greca	Every 2nd	Every 3rd



Overlaps



STEP 3

Flashings

Apex Roof

Fit Apron Flashing to the edge of the sheets. Secure using recommended fixings.



Against a Wall/Fascia

Fit Ridge Flashing at the wall or fascia. Secure using recommended fixings.

Fit with foam eave fillers under gutter prior to laying sheets.



SUNTUF

INTRODUCING NEW
LightTech™
& CoolTech™



Lifetime Warranty
25 YEARS loss of light transmission
15 YEARS hail and breakage

Clearly NZ's Most Trusted Polycarbonate Roofing

SAFETY

Never walk directly on Suntuf Polycarbonate sheets. Use a board placed across at least 3 rafters to spread the load. Ensure all local safety building regulations/codes are adhered to.

HANDLING, STORAGE & MAINTENANCE

Suntuf sheets should be handled with care to avoid any unnecessary scratches prior to installation. Suntuf should be stored on a flat surface away from direct sunlight. When stacked together this will prevent possible magnification of the sun's rays through the top sheets which may cause distortion of the lower sheets. Prevent moisture getting between stored sheets. Suntuf will continue to look new when washed down regularly with a soft sponge and warm soapy water. Suntuf Polycarbonate sheeting is unaffected by a wide range of chemical substance however, it is important to avoid chemicals, paint, adhesives or other synthetic materials that are not compatible with polycarbonate. Please contact PSP Translucent Roofing if you are unsure.



visit: suntuf.co.nz | call: 0800 SUNTUF (786 883)





SUNTUF POLYCARBONATE ROOFING

The Number One barrier against the sun, wind and rain since 1987.

When Suntuf Polycarbonate roofing was introduced back in 1987, it caused a revolution in the New Zealand translucent roofing market. The outstanding durability and superior physical properties, Suntuf has been the preferred Polycarbonate roofing choice in New Zealand for nearly 30 years.



SUNTUF FEATURES

- Blocks 99.9% of Harmful UV Rays, protecting you and your family. It still lets through good UV so you can grow plants under your roof.
- Can be curved along the corrugations.
- Available in Corrugated and Greca Profiles (LightTech only available in Corrugated).
- East to install especially with our SupaDrive Multi fixings (helps pre-drill a hole and fix into the purlin in one step).
- Its approximately 250 times stronger than standard glass.
- Sheet lengths up to 7.2m available (in most colours).

SUNTUF PROPERTIES

Properties	Corrugated	Greca
Overall Width/Cover (nom)	860mm/760mm	810mm/760mm
Thickness (nom)	0.8mm	0.8mm
Depth of Corrugation	18mm	16mm
Kg per m ²	1.04	1.2
Clear & Grey Tints Lengths (m)	1.8, 2.1, 2.4, 2.7, 3.0, 3.3, 3.6, 4.2, 4.8, 6.0, 7.2	1.8, 2.4, 3.0, 3.6, 4.8, 6.0, 7.2
Bronze Tint Lengths (m)	1.8, 2.4, 3.0, 3.6, 4.8, 6.0	1.8, 2.4, 3.0, 3.6, 4.8, 6.0, 7.2
LightTech Lengths (m)	1.8, 2.4, 3.0, 3.6, 4.8, 6.0, 7.2	-
CoolTech Lengths (m)	1.8, 2.4, 3.0, 3.6, 4.8, 6.0	1.8, 2.4, 3.0, 3.6, 4.8, 6.0, 7.2

SUNTUF INNOVATION

To meet New Zealand's changing climate PSP Translucent Roofing are proud to introduce a new range of advanced Suntuf Polycarbonate Sheets, LightTech and CoolTech. Want to combat the ever increasing summer temperatures or just need more light without the glare? Then you should seriously consider this technically advanced Suntuf range of products for your next outdoor project.

LightTech™

Enjoy Light Without Glare.

The unique properties of new Suntuf LightTech enables an impressive light transmission of 85% that is evenly diffused, proving easier on the eye, than the 90% of harsh light delivered by Clear. →

Suntuf LightTech provides home owners with an attractive means of combining higher levels of natural lighting with practical roofing and side lighting solutions. Installing Suntuf LightTech in Skylighting applications also brings energy benefits, lowering artificial lighting needs once installed.

CoolTech™

Enjoy Sun Without The Heat.

The new Suntuf CoolTech range dramatically reduces heat generated by the sun under your outdoor covered areas, giving you and your family hours of comfort under your Suntuf roof. Even on the hottest of days Suntuf CoolTech can reduce the heat transmission by about 55% compared to Clear leaving you comfortably warm without overheating.

Suntuf CoolTech also has similar diffusion properties to LightTech and is available in 2 modern colours, Ice and Grey to compliment almost any outdoor living space.

SUNTUF NEW TECHNOLOGY RANGE



Suntuf LightTech™

85%
Light
Transmission



80%
Heat
Transmission



100%
Light
Diffusion



Suntuf CoolTech™ Ice

25%
Light
Transmission



35%
Heat
Transmission



Suntuf CoolTech™ Grey

20%
Light
Transmission



33%
Heat
Transmission



SUNTUF ORIGINAL TINT RANGE



Suntuf Clear

90%
Light
Transmission



89%
Heat
Transmission



Suntuf Grey Tint

35%
Light
Transmission



57%
Heat
Transmission



Suntuf Bronze Tint

43%
Light
Transmission



68%
Heat
Transmission

